



OWA CATALOGUE

Acoustic Ceilings | Fire Protection Ceilings | Hygiene Ceilings

OWA

Contents

Index

Welcome to OWA South Africa	Introduction	4
Ideatec *NEW	Ideacoustic Standard 32	6
	Ideacoustic High 16	8
	Finishes	10
	Idealux LT	12
OWAcoustic Mineral Fibre Ceiling Panels	Introduction	14
	Acoustics	16
	Corpus *NEW	18
	OWAlight	20
	OWAcoustic Ceiling Panel Designs	22
	Sinfonia dB	24
	Sinfonia White	26
	Sinfonia Black	28
	Sinfonia Grey	30
	Brillianto A	32
	Constellation	34
	Finetta	36
	Cosmos	38
	Bamboo	40
OWAcoustic Canopies	Introduction	42
	Selecta	44
	Curve	46
	Coloured Fabric for Curve 1 & 2	48
OWAtecta Metal Ceilings	Introduction	50
	System S33 Tegular	52
	System S45 Tegular	54
	System S22 / S31 Clip-in	56
OWAcoustic® Hygiene Ceilings for Sensitive Areas	Introduction	58
Vinyl Faced Gypsum Ceiling Panels	Introduction	60
OWAconstruct Suspension Systems	Introduction	62
	System S3	64
	System S3a Reveal-edge	68
	System S15	72
	System S15a	76
	System S15b	80
	System S2b Semi-concealed, demountable	84
	System S9b Concealed, demountable	88
Environmental protection and sustainability	Introduction	92
	Healthy Growth	93
	Green Construction	94
	OWAconsult	95
	Preserving Nature	96
	100% Recyclable	97
	Protecting resources	98
OWAcoustic® Ceilings Reaction to Fire	Fire Resistance	100
Contact Information	Contact Details	104



Welcome to OWA South Africa



Who we are

OWA has been established in South Africa since circa.1984 as a specialist manufacturer and supplier of materials for ceilings, partitions and insulation. You will find us in Johannesburg, Cape Town, Durban, Port Elizabeth and East London providing a distribution and service network throughout Southern Africa.

Our Objective

Interiors should not only look good but they should fulfil the specific requirements of the building into which they are to be installed. Aspects such as acoustics, noise control and fire resistance need to be incorporated every time! OWA strives to provide such requirements whilst sustaining the unique design functionality that ensures architectural satisfaction.

OWA Internationally

OWA South Africa is directly affiliated to OWA Germany and OWA China, the manufacturing hubs, together with all the other OWA companies that make up OWA's Global Operations.

Our products are resultantly of the highest quality and meet all the appropriate international design criteria. OWA systems also conform to the stringent demands of the LEED programme (Leadership in Energy and Environmental Design).

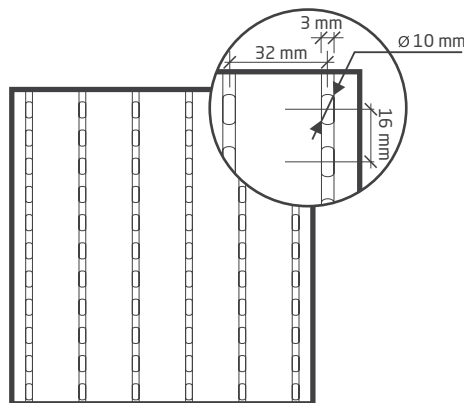
This certification for commercial and residential buildings is headed to becoming the recognised global barometer for environmentally compatible building construction.

Learn more
about OWA International
www.owa.de

Ideacoustic Standard 32 *NEW



Ideacoustic's Standard 32 is an aesthetically pleasing product, intended for places requiring an enhanced acoustic ambience, whether it be big spaces like theatres and auditoriums, or smaller ones such as restaurants, shops and meeting areas.



- Visible face: **grooves**.
- Reverse: **perforations**.

Studied data

Dimensions

2430 x 160 x 16mm

Grooves

3 mm

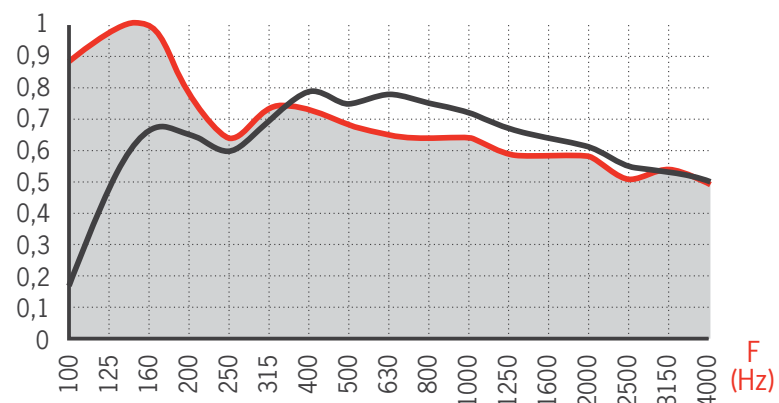
Diameter

10 mm

Perforation-available

2 mm, 3 mm and 4 mm

Absorption coefficient



Noise
reduction
coefficient

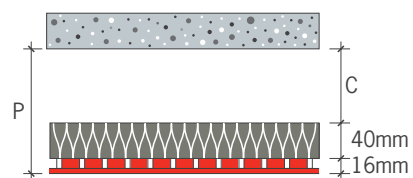


NRC = 0,65
NRC = 0,65

Test Conditions

— A total of 210 mm
high in the Plenum +
40mm of rockwool.

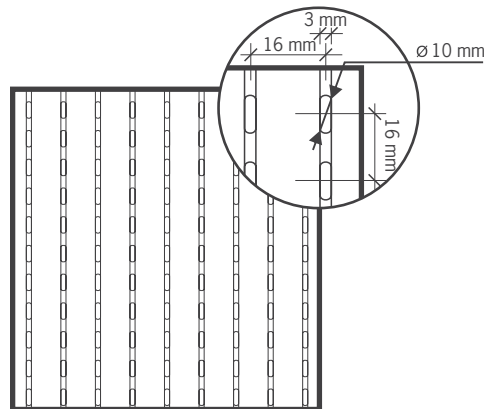
— A total of 50 mm
high in the Plenum +
40mm of rockwool.



Ideacoustic High 16 *NEW



Ideacoustic's High 16 offers acoustic solutions for the most demanding spaces. Its acoustic performance within a wide range of frequencies makes it a reference product for the sector's professionals.

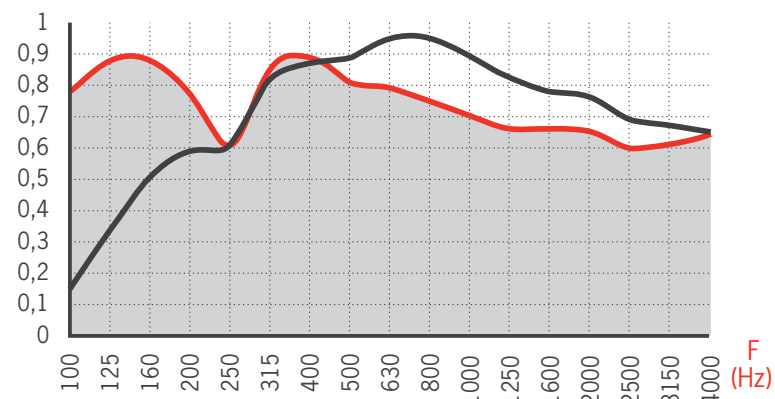


- Visible face: grooves.
- Reverse: perforations.

Studied data

- Dimensions**
2430 x 160 x 16mm
- Grooves**
3 mm
- Diameter**
10 mm
- Perforation-available**
2 mm, 3 mm and 4 mm

Absorption coefficient



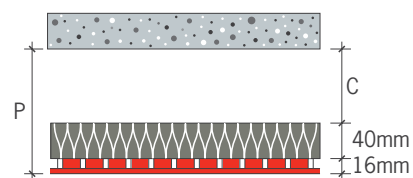
Noise
reduction
coefficient



NRC = 0,75
NRC = 0,80


Test Conditions

- A total of 210 mm
high in the Plenum +
40mm of rockwool.
- A total of 50 mm
high in the Plenum +
40mm of rockwool.




Finishes

Standard Melamines



Standard Wood Veneer Panels




Laquered panels

We have the necessary ability, technology and tools to supply our panels in any finish of PANTONE, RAL or NCS



Idealux LT *NEW



Slatted panels for walls and ceilings,
available in several widths/heights and
gap widths

Access panels can be supplied. The grid remains visible. The panels are available with a black acoustic fleece covering. For optimum acoustics it is advisable to install insulation above.

Panels modules:

1935 x 600 x 44 mm.

Slat 22(A) x 45(B) mm. gap 41 (C) mm.

1935 x 600 x 44 mm.

Slat 22(A) x 90(B). gap 30(C) mm.

1935 x 600 x 67 mm.

Slat 45(A) x 22(B) mm. gap 38(C) mm.

1935 x 600 x 92 mm.

Slat 70(A) x 22(B) mm. gap 64(C) mm.

(ask for other available measures)

Recommended Installation:

T24

Finishes:




Pine

Colourless varnish, stained or
lacquered



Fire-rated or non fire-rated:




OWAcoustic Mineral Fibre Ceiling Panels



The manufacture of OWAcoustic mineral fibre ceiling panels now incorporates a new raw material – white mineral wool – produced from a blend of sand, limestone and recycled glass. These natural materials combine and evolve as a high quality mineral wool that is free from any harmful substances that could pose a health risk and which more than fulfils all current national and international standards.

The OWAcoustic RAL Certificate reaffirms and guarantees both the health and safety aspects and the overall quality of the product.



Today's OWAcoustic ceiling panels, manufactured from the new white mineral wool, maintain all the superb characteristics and unbeatable technical standards that have epitomised OWA products. The name OWAcoustic is synonymous with the highest levels of fire protection, acoustical control, noise reduction and thermal insulation, as well as offering the widest choice of surface patterns and compatible OWAconstruct suspension systems.

The standard white surface finish of OWAcoustic mineral fibre ceiling panels comprises only natural pigments applied as a solvent free dispersion paint coating.

Technical Data

Mineral Fibre Ceiling Panels

R-Value	0.263m²K/W (for 15mm tile)
Coefficient of Thermal Conductivity	0.063W/mK.
Light reflection	Nominal 90%.
Fire protection	30-90 minutes resistance (system dependent).
Installation	<p>Good workmanship and balanced environmental site conditions are pre-requisites for a high quality ceiling installation. Only OWAconstruct suspension systems should be used in conjunction with OWAcoustic mineral fibre ceiling panels and it is very important to note:</p> <ul style="list-style-type: none">• All areas must be completely dry prior to the installation of the ceiling panels.• All wet trades must be completed.• All doors, windows and openings to the outside air must be permanently glazed or closed.• HVAC must be installed and operable to occupational levels.



Acoustics




Introduction

The continuous increase of noise levels in everyday life give sound protection an ever more important role, particularly in modern high rise developments. We are all entitled to live and work in a comfortable acoustic environment and to achieve this all project partners should be involved in the planning.

OWAcoustic® ceiling Systems can be used to provide a number of acoustic benefits.

The following simple chart shows the dual acoustic functions that can be provided by the installation of the correct OWAcoustic® ceiling System.

Acoustics



- To optimize reverberation time
- To decrease noise levels L [dB] in production workshops areas

- To increase the airborne sound insulation R_w [dB] of solid and timber beam soffits as well as simple roof constructions
- To improve the linear airborne sound reduction $D_{n,c,w}$ [dB] between adjacent areas
- To reduce noise intrusion from the ceiling cavity

Room Acoustics

As a division of acoustics, room acoustics are concerned with the internal characteristics of specific areas. Wherever possible the proposed use of the room should be taken into account at the design stage. If the primary use requires good speech intelligibility, the interior design of the room will be different from that of a room whose primary use is music practice or recital. Where a room is to be used for both purposes a degree of compromise is required.

The most important factors which influence the acoustic quality of an area:

- Location of the room within the building
- Sound insulation of the adjacent construction
- Sound generation from services
- Area shape and size (primary structure)
- Sound absorption characteristic of all surfaces (secondary structure)
- Furniture and equipment within the room (secondary structure)
- Dimensions and spatial distribution of sound absorbing and reflective surfaces

Corpus *NEW



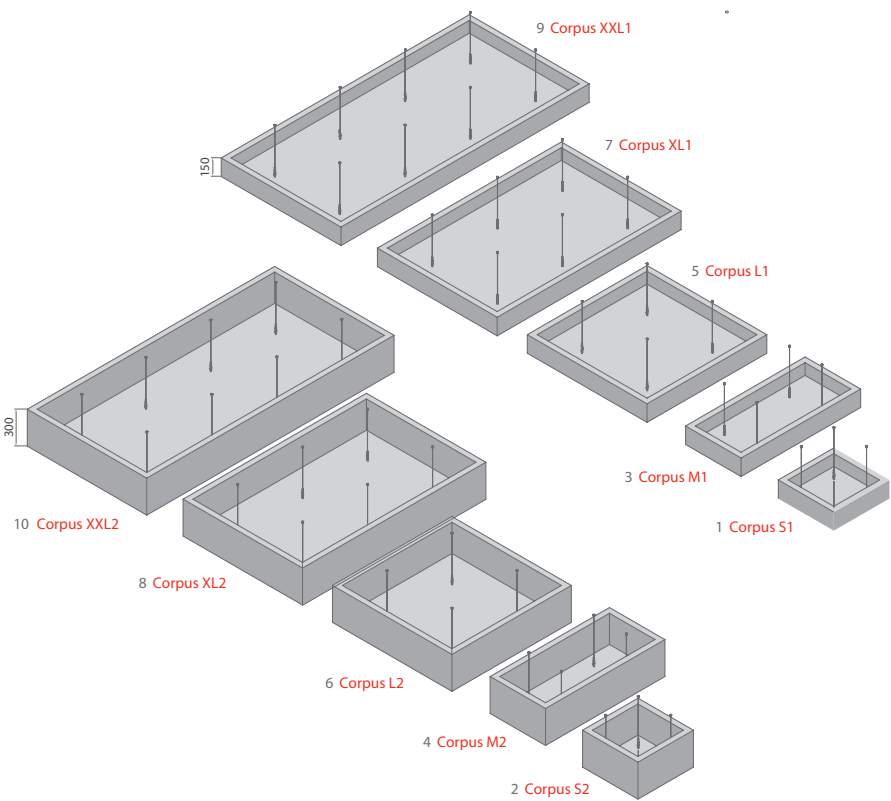
Classical Styling-
Individual Design Freedom

Stylistically uncompromising, functional with a plethora of design options – these are the main distinguishing features of the OWAconsult® collection. This new generation of ceiling systems certainly lives up to its name.


It embodies a new, highly adaptable concept of ceiling design and so creates a clearly recognisable, individual character, especially in very large rooms, which helps to bring together all the other elements of the room.

Technical Data

Corpus *NEW



Ten different rectangular or alternatively square shapes are available in the Corpus series to be able to implement the greatest variety of ceiling designs – thanks to discrete and yet easy to use connection system. The elements are available in sizes between 520 x 520 x 150 mm and 1120 x 2320 x 300 mm with designs in S, M, L, XL and XXL. The various possible combinations that can be created from them is enhanced even more by the flexible installation permutations

Visible side	Fleece, white	
Edges	Fleece, white	
Edge detail	Straight edges, all the way round	
Dimensions	Corpus S1: Corpus S2: Corpus M1: Corpus M2: Corpus L1: Corpus L2: Corpus XL1: Corpus XL2: Corpus XXL1: Corpus XXL2:	height 150 mm, dimension 520 x 520 mm height 300 mm, dimension 520 x 520 mm height 150 mm, dimension 1120 x 520 mm height 300 mm, dimension 1120 x 520 mm height 150 mm, dimension 1120 x 1120 mm height 300 mm, dimension 1120 x 1120 mm height 150 mm, dimension 1120 x 1720 mm height 300 mm, dimension 1120 x 1720 mm height 150 mm, dimension 1120 x 2320 mm height 300 mm, dimension 1120 x 2320 mm
Grid suspension	Incl. wire suspension, L = 1.5 m, ceiling fixation	
Sound absorption	 $\alpha_w = 1.00$ NRC = 0.95	

OWAlight



A smart and discreet look.

The grid system that can take LED light profiles to add a feature and liven up your space. A revolutionary must-have product.

Seamless Illumination



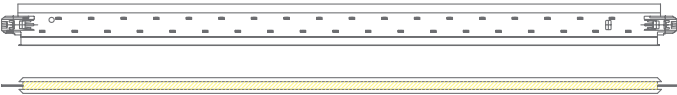
Technical Data

OWAline S15b *NEW

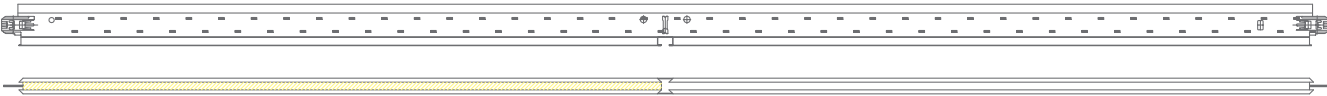


OWA light profiles

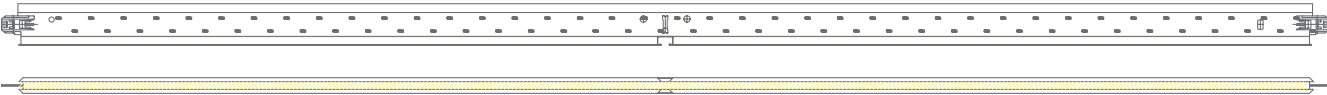
OWAlight 1, profile lenght 600 mm, 600 mm illuminate, 12 W



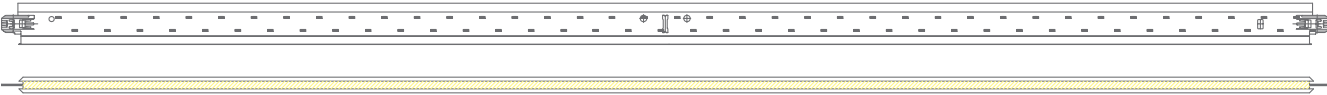
OWAlight 2, profile lenght 1200 mm, 600 mm illuminate, 12 W



OWAlight 3, profile lenght 1200 mm, 1200 mm illuminate, 24 W



OWAlight 3a, profile lenght 1200 mm, 1200 mm illuminate, no slot in center, 24 W



Available with Sinfonia White

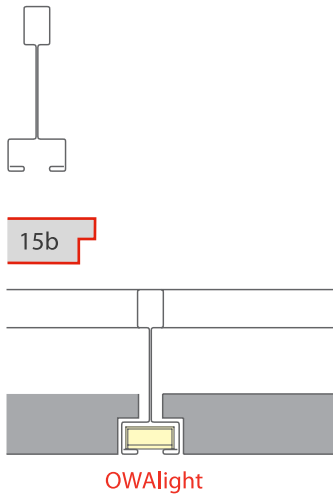
Other patterns available to order

OWAline grid profile

Profile edge detail of Sinfonia

S15b Profile with OWAlight

* Dependent on system, soffit and other factors



OWAcoustic Ceiling Panel Designs



Introduction

OWAcoustic mineral fibre ceiling panels are designed to reduce echo and reverberation within office spaces, recording studios, call centres, and various other applications.

With more and more buildings being designed as open plan, the need for premium acoustics has become

increasingly apparent with architects and developers alike.

With OWA's complete range of ceiling panels and suspension systems, we can cater for all your aesthetic and practical needs.

OWA Revit files available
[Download from our website](#)




OWAcoustic Ceiling Panel Designs

Product List

Sinfonia White



Sinfonia dB (NEW)



Bamboo



Sinfonia Black



Constellation




Sinfonia Grey



Finetta



Brillianto A



Cosmos/N



Sinfonia dB *NEW




OWAcoustic Premium
Sinfonia dB

OWAcoustic premium Sinfonia dB offers high room to room sound reduction without compromising acoustics. It is compatible for installation with systems from the OWAconstruct collection.



Technical Data

Sinfonia dB * NEW



Material

Mineral Wool Tile, fleece covered



Building material class

A2-s1,d0 to EN 13501-1

Thickness

20 mm nom.

Weight

Approx 6.5kg/m²

Light Reflection

Approx 87 (ISO 7724-2, ISO 7724-3)

Colour

white







Sound reduction* (CAC)

43 dB (45 dB dependent on system)

R-Value

0.351m² K/W

Sound absorption



$\alpha_w = 0.60/NRC = 0.60$

Moisture resistance



up to 95 % RH

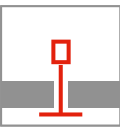
Fire protection*



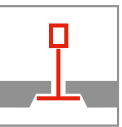
up to REI 120 (EN 13501-2)

Edge Detail

Lay in




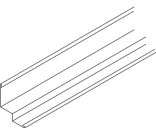
Reveal Edge



Perimeter Trim

OWAconstruct Shadowline
W-trim

OWAconstruct
L-trim



* Dependent on system, soffit and other factors

Sinfonia



The perfect All-rounder

Simple, elegant appearance and excellent acoustic qualities –OWAcoustic® premium Sinfonia offers a cost effective solution to the requirements of most interior application. With a high quality, plain white fleece surface, Sinfonia offers an attractive, technically advanced, value for money ceiling tile. A real “All-rounder”.


All-round application

OWAcoustic® premium Sinfonia was developed to satisfy a need that requires more than just high sound absorption values. It is an area where it is also important to deliver high quality, fire resistant products with an attractive yet subtle appearance that can look good in conference rooms and auditoria as well as more functional areas.



Technical Data

Sinfonia White



Material

Mineral Wool Tile, fleece covered



Building material class

A2-s1,d0 to EN 13501-1

Thickness

15mm nom.

Colour

white

Light reflection

approx. 87 (ISO 7724-2, ISO 7724-3)

Sound reduction*(CAC)

32 dB

R-Value

0.263m²K/W

Sound absorption



$\alpha_w = 0.85$ / NRC = 0.85

Moisture resistance



up to 95 % RH

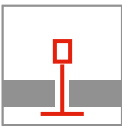
Fire protection*



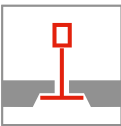
up to REI 60 (EN13501-2)

Edge Detail

Lay in

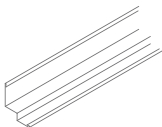


Reveal Edge




Perimeter Trim

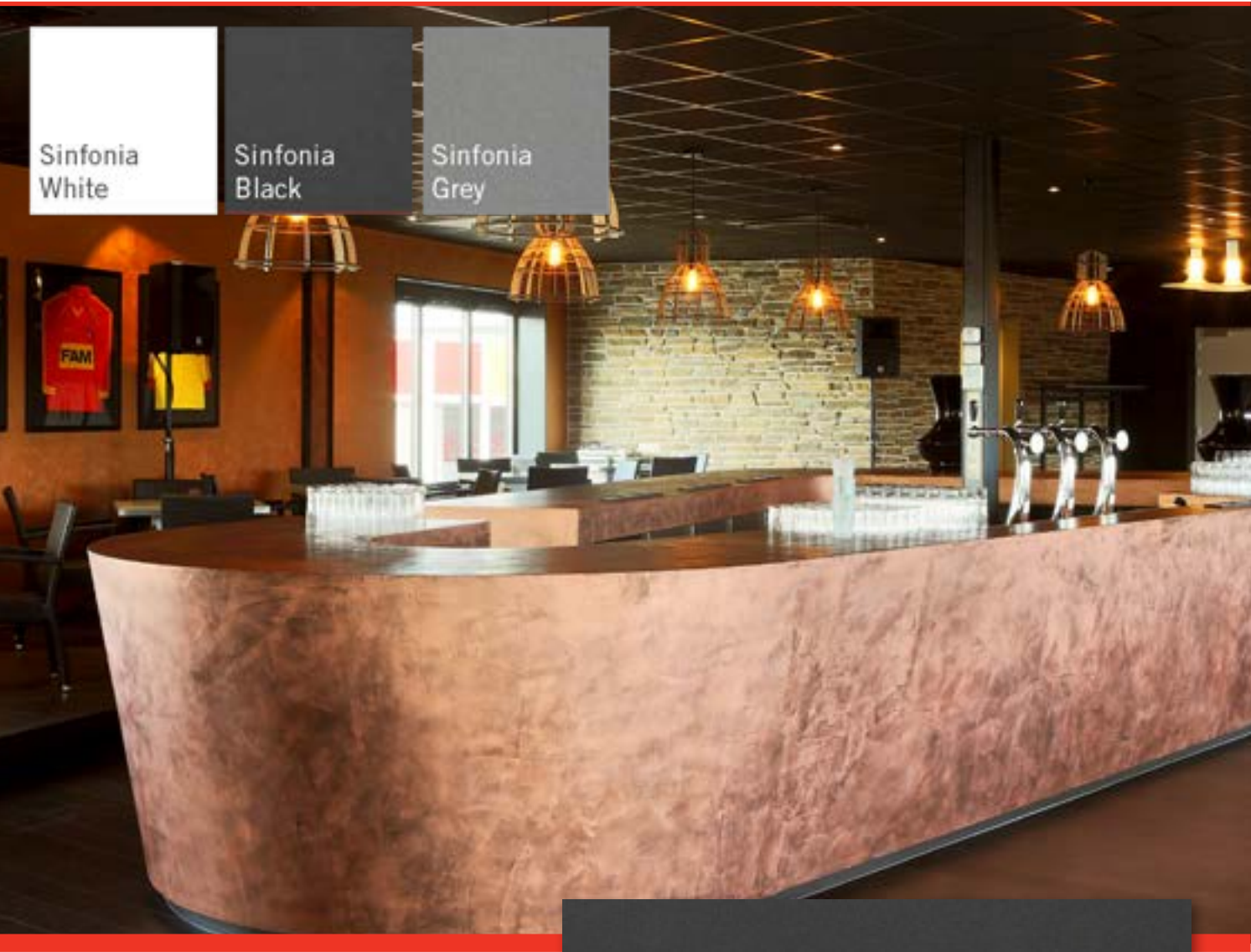
OWAconstruct Shadowline W-trim



OWAconstruct L-trim



Sinfonia Black



The perfect All-rounder

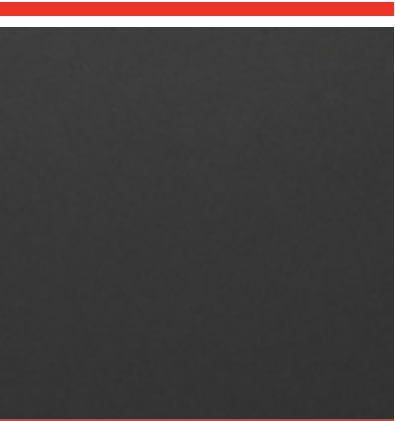
Simple, elegant appearance and excellent acoustic qualities –OWAcoustic® premium Sinfonia offers a cost effective solution to the requirements of most interior application. With a high quality, plain white fleece surface, Sinfonia offers an attractive, technically advanced, value for money ceiling tile. A real “All-rounder”.

All-round application

OWAcoustic® premium Sinfonia was developed to satisfy a need that requires more than just high sound absorption values. It is an area where it is also important to deliver high quality, fire resistant products with an attractive yet subtle appearance that can look good in conference rooms and auditoria as well as more functional areas.

Technical Data

Sinfonia Black



Material

Mineral Wool



Building material class

A2-s1,d0 to EN 13501-1

Thickness

15mm nom.

Colour

black

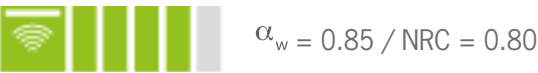
Sound reduction* (CAC)

32dB

R-Value

0.263m² K/W

Sound absorption



Moisture resistance

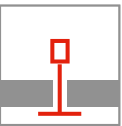


Fire protection*



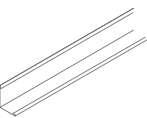
Edge Detail

Lay in



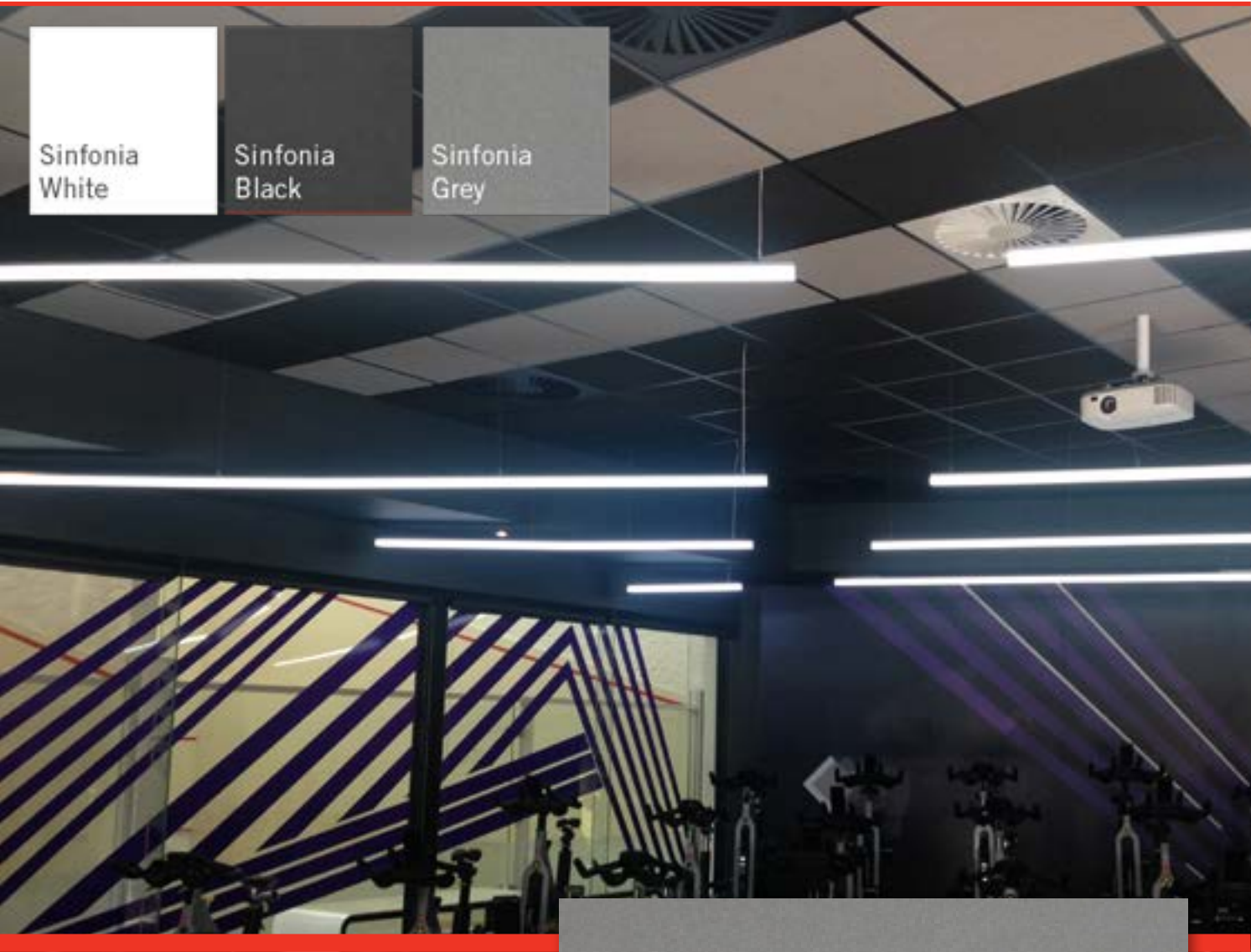
Perimeter Trim

OWAconstruct L-trim



* Dependent on system, soffit and other factors

Sinfonia Grey




The perfect All-rounder

Simple, elegant appearance and excellent acoustic qualities –OWAcoustic® premium Sinfonia offers a cost effective solution to the requirements of most interior application. With a high quality, plain white fleece surface, Sinfonia offers an attractive, technically advanced, value for money ceiling tile. A real “All-rounder”.

All-round application

OWAcoustic® premium Sinfonia was developed to satisfy a need that requires more than just high sound absorption values. It is an area where it is also important to deliver high quality, fire resistant products with an attractive yet subtle appearance that can look good in conference rooms and auditoria as well as more functional areas.



Technical Data

Sinfonia Grey



Material

Mineral Wool



Building material class

A2-s1,d0 to EN 13501-1

Thickness

15mm nom.

Colour

grey

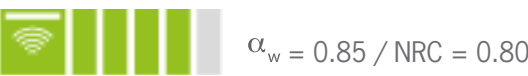
Sound reduction*

32dB

R-Value

0.263m² K/W

Sound absorption



Moisture resistance




Fire protection*



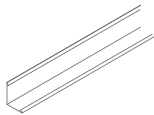
Edge Detail

Lay in



Perimeter Trim

OWAconstruct L-trim



* Dependent on system, soffit and other factors

Brillianto A




The New Acoustic Standard

The smooth surface convinces even the design-conscious. The acoustic achievement impresses designers with highest requirements of room acoustics.



Technical Data

Brillianto A



Material

Mineral Wool Tiles, Fleece-Covered



Building material class

A2-s1,d0 according to EN 13501-1

Thickness

15mm nom.

Colour

white

Light reflection

approx. 78 (ISO 7724-2, ISO 7724-3)

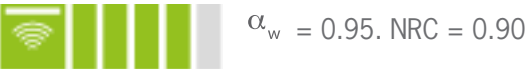
Sound reduction*

32 dB

R-Value

0.263m² K/W

Sound absorption



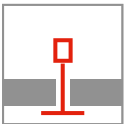
Moisture resistance



Fire protection*




Edge Detail

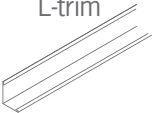


Perimeter Trim

OWAconstruct Shadowline
W-trim




OWAconstruct
L-trim



* Dependent on system, soffit and other factors

Constellation



Technical Data

Constellation



Material

Mineral Wool



Building material class

A2-s1,d0 to EN 13501-1

Thickness

15mm nom.

Colour

white

Light reflection

approx. 88 (ISO 7724-2, ISO 7724-3)







Sound reduction* (CAC)

from 33 dB to 49 dB

R-Value

0.263m² K/W

Sound absorption



$\alpha_w = 0.70$ / NRC = 0.70

Moisture resistance



up to 95 % RH

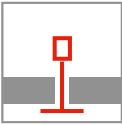
Fire protection*



up to REI 180 (EN 13501-2)


Edge Detail

Lay in


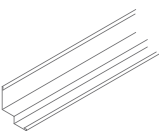


OWAconstruct Shadowline W-trim


Reveal Edge



OWAconstruct L-trim




* Dependent on system, soffit and other factors



Technical Data

Finetta



Material

Building material class

Thickness

Colour

Light reflection

Sound reduction* (CAC)

R-Value

Sound absorption

Moisture resistance

Fire protection*

Edge Detail

Perimeter Trim

Mineral Wool



A2-s1,d0 to EN 13501-1

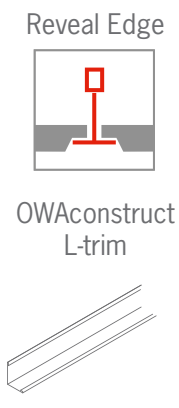
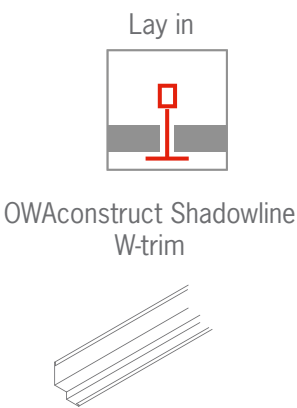
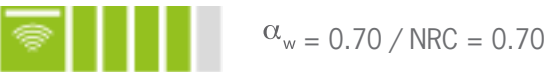
15mm nom.

white

approx. 88 (ISO 7724-2, ISO 7724-3)

from 33 dB to 49 dB

0.263m²K/W



* Dependent on system, soffit and other factors

Cosmos/ N



Technical Data

Cosmos / N



Material

Mineral Wool



Building material class

A2-s1,d0 to EN 13501-1

Thickness

15mm nom.

Colour

white

Light reflection

approx. 88 (ISO 7724-2, ISO 7724-3)

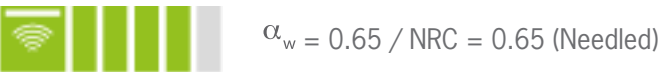
Sound reduction* (CAC)

from 33 dB to 49 dB (Needed)

R-Value

0.263m²K/W

Sound absorption



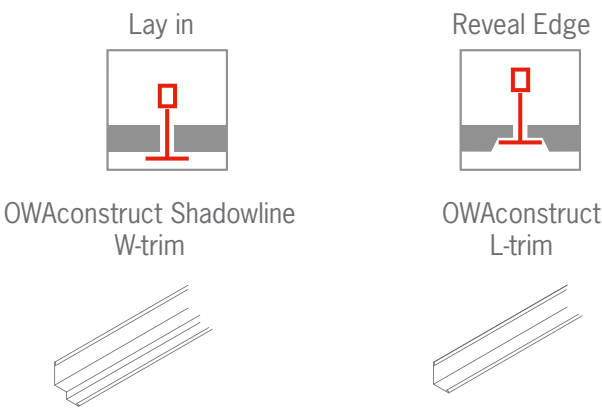
Moisture resistance



Fire protection*



Edge Detail



Perimeter Trim

* Dependent on system, soffit and other factors

Bamboo



Product Innovation

The trend towards natural architecture is growing rapidly. OWAacoustic® premium Bamboo brings a natural look to the ceiling – combining room acoustics with a warm wooden look and feel.

Strong Acoustics with Natural Design

We want to make available that unique touch of Asian living culture and match that with modern acoustical requirements and fire protection regulations.

Performance in Bamboo-Style

OWAcoustic® premium Bamboo offers top acoustical performance (basis are tiles; Plain, Constellation or Regular perforated, with acoustical absorption up to $\alpha_w = 0.70$) and combines that with the look of real bamboo. The printed surfaces are available in Bamboo natural colour, Bamboo dark and three different designs.

Elegant construction

The warm, harmonious, natural look of the tiles is being underlined by system S 19 Teccor or S 3 with matching colour construction system. Result: elegant ceiling surface in a new and restrained natural design.

Technical Data

Bamboo



Material

Mineral Wool Tiles, Fleece-Covered



Building material class

A2-s1,d0 to EN 13501-1

Thickness

15mm or 20mm nom.

Colour

printed surface, Bamboo natural colour and Bamboo dark

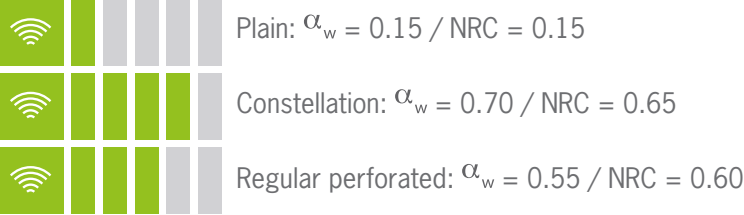
Light reflection

approx. 87 (ISO 7724-2, ISO 7724-3)

Sound reduction* (CAC)

33 dB

Sound absorption



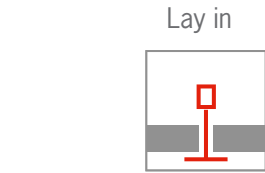
Moisture resistance



Fire protection*



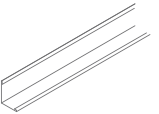
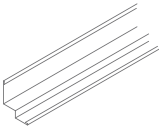
Edge Detail



Perimeter Trim

OWAconstruct Shadowline W-trim

OWAconstruct L-trim



OWAcoustic Canopies



Better acoustics and design

Banks, hotels, service companies, call centres etc require acoustics that promote “speech privacy”. Ideal for first-time fitting and for acoustic retrofitting: OWAcoustic® canopies – pre-assembled acoustically active canopies – can be mounted singularly or in a group of any size, to create localised confidential meeting environments in large areas, e.g. hotel foyers and open-plan offices but also for sound optimisation in smaller offices or above individual workplaces.



Selecta



Geometry of the exclusive

Do you combine form consciousness with high acoustic demands on your working environment? Then go for Selecta, an exclusive class A acoustic product made of light glasswool absorbers (noise absorption value $\alpha_w = 1.00$). You can choose from five striking basic forms with white underside views. They can be freely combined for highly expressive geometries. The fleece-lined ceiling canopies, measuring up to 2,400 x 1,200 mm, are suspended with ceiling attachments and cables up to 1.5 m in length and open up countless options for creative acoustic solutions beneath almost any structure.

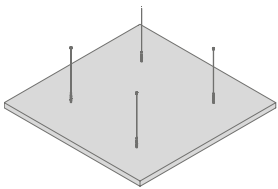
Technical Data

Selecta

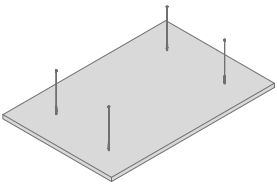


Visible side / Edges	Fleece, white or coloured fabric colour
Edge detail	Sharp edges, all the way round
Dimensions and weight:	
Selecta One	1200 x 1200 x 40 mm, approx. 5.5 kg
Selecta Plus	1800 x 1200 x 40 mm, approx. 8.5 kg
Selecta Grande	2400 x 1200 x 40 mm, approx. 11 kg
Selecta Loop	Ø 1200 x 40 mm, approx. 4.5 kg
Selecta Trigon	1200 x 1200 x 40 mm, approx. 3 kg
Grid Suspension	Incl. wire suspension, L = 1.5 m, ceiling fixation
Light Reflexion	On request
Sound Absorption	$\alpha_w = 1,00$
Hint	Please take into consideration that during the installation of the canopies wind pressure or wind suction can occur. In these cases all relevant measures of protection have to be taken

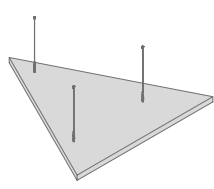
Selecta One



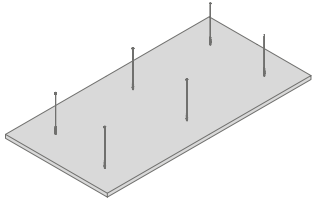
Selecta Plus



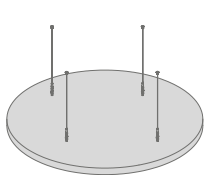
Selecta Trigon



Selecta Grande



Selecta Loop



Curve



So easy to get good room acoustics

The canopies Curve 1 (concav) and Curve 2 (convex) are white, fleece-covered, glasswool-based ceiling canopy modules and therefore a real lightweight on the ceiling. Even the edges are white and finished so that the individual modules can be hung alone or arranged in formations. Huge acoustic bonus: Curve 1 is an A-class absorber (sound absorption value 1.00). The nearly square 1200 x 1100 mm concave-shaped module can be covered with coloured fabric. This opens new design options for the ceiling.

Technical Data

Curve

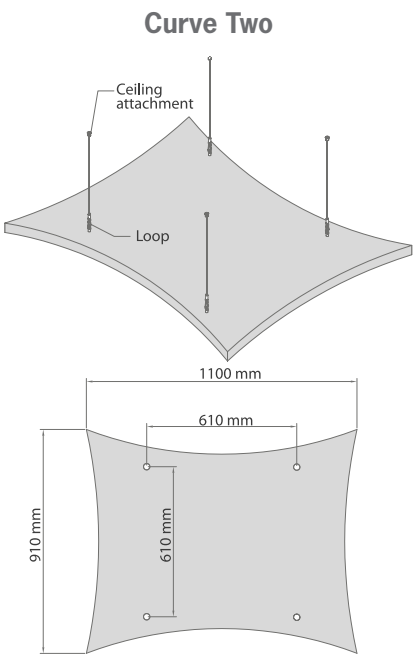
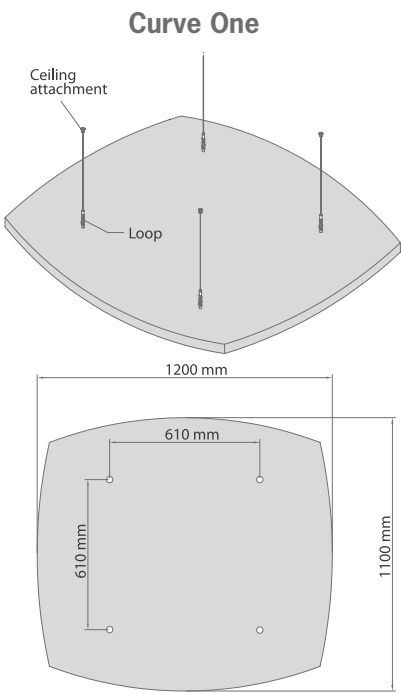


Curve 1



Curve 2

Visible side / Edges	Fleece, white or coloured fabric colour
Edge detail	Sharp edges, all the way round
Dimensions and weight:	
Curve One	1200 x 1100 x 40 mm, approx. 5 kg
Curve Two	1100 x 910 x 40 mm, approx. 4 kg
Grid Suspension	On request
Light Reflexion	On request
Hint	Please take into consideration that during the installation of the canopies wind pressure or wind suction can occur. In these cases all relevant measures of protection have to be taken



Coloured Fabric for OWAacoustic Canopies

Coloured Favric for OWAacoustic Canopies

Curve



Please order your sample with the coloured fabrics.

Hint:
The colours shown may vary from the original colours

OWAtecta Metal Ceilings



Bringing performance in shape

OWA metal ceilings open up new design possibilities with a fascinating building material. Standard tiles, linear panels, special and arched formats – combine creative styling of surfaces with outstanding acoustical, air-conditioned, hygienic and fire protection properties. OWAtecta® metal ceilings – performance in fine shape. Ceiling solutions at the height of modernity.

OWA Revit files available
Download from our website




OWAtecta Metal Ceilings

Product List

System S33

To suit 24mm grid



System S45

To suit 15mm grid



OWAtecta S22/S31 Clip-in




System S33 Tegal



Technical Data

System S33 Tegal



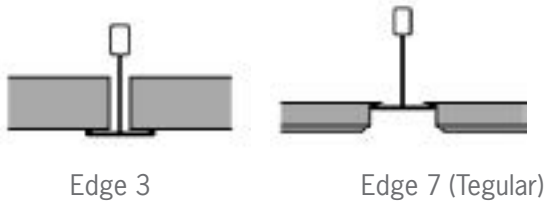
Dimensions

600x600mm

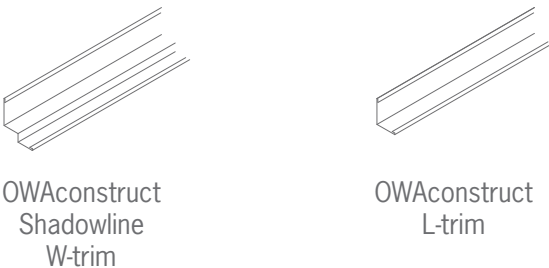
Colour

white (similar to RAL 9010)

Edge Detail



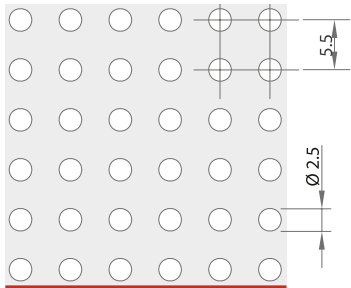
Perimeter Trim



Perforation

(Other perforations on request)

L2516
2.5 mm hole diameter
16 % open area



Rg2516 | Ø 2.5 mm
16 % open area

Acoustic Absorption



$\alpha_w = 0.80$
NRC = 0.75

Fire Protection



up to F 90 (DIN 4102)

* Dependent on system, soffit and other factors

System S45 Tegar



Technical Data

System S45 Tegar



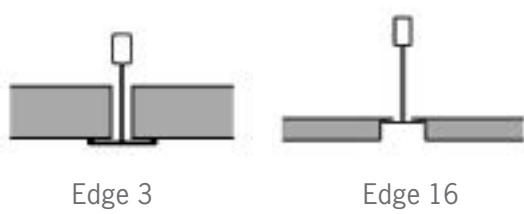
Dimensions

600x600mm

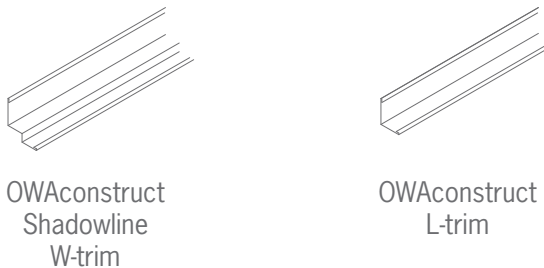
Colour

white

Edge Detail



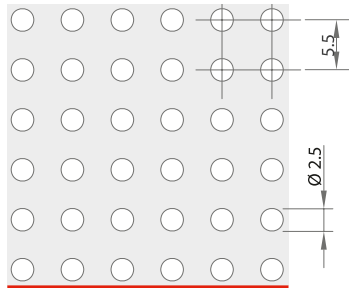
Perimeter Trim



Perforation

(Other perforations on request)

L2516
2.5 mm hole diameter
16 % open area



Rg2516 | Ø 2.5 mm
16 % open area

Acoustic Absorption



Fire Protection



* Dependent on system, soffit and other factors

System S22 / S31 Clip-in



Technical Data

System S22 / S31 Clip-in



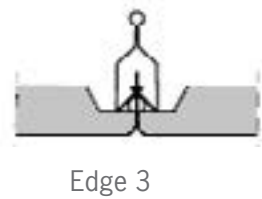
Dimensions

600x600mm

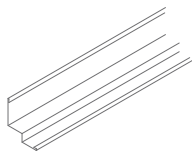
Colour

white

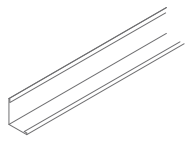
Edge Detail



Perimeter Trim



OWAconstruct
Shadowline
W-trim

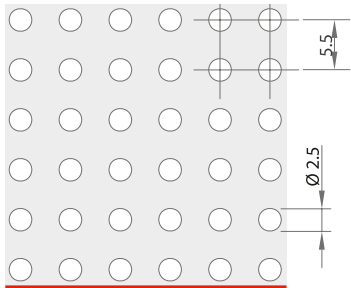


OWAconstruct
L-trim

Perforation

L2516
2.5 mm hole diameter
16 % open area

(Other perforations on request)



Rg2516 | Ø 2.5 mm
16 % open area

Acoustic Absorption



$\alpha_w = 0.80$
NRC = 0.75

Fire Protection



up to F 90 (DIN 4102)

* Dependent on system, soffit and other factors

OWAcoustic® Hygiene Ceilings for Sensitive Areas



Where you depend on it:

- Healthcare
- Laboratories
- Food processing, preparation and retail
- Areas of sustained high humidity

Technical Data

Introduction

Premium ceilings for sensitive areas

OWAcoustic® premium tiles form the basis of our extensive programme of specialist ceilings. This programme benefits from the normal inherent qualities of the premium range – fire resistance, acoustics, cooling, service integration and sound insulation – but also offers more additional features that make them suitable for use in more sensitive areas.

OWA HumanCare – superior appearance, excellent acoustics and more...

OWA HumanCare provides provide effective resistance against fungi, bacteria and yeast as well as an elegant appearance and excellent sound absorption.

LEED

- Energy consumption
- Disposal of waste
- Recycled content
- VOC emissions
- Light reflectance

Health

- BLUE ANGEL
- Low Emissions
- (Formaldehyde / VOC's etc.) Manufactured strictly in accordance with regulatory requirements

The Environment

- 100% recyclable
- Manufactured from pure biosoluble mineral wool and natural ingredients
- Fungal and bacterial resistance




Vinyl Faced Gypsum Ceiling Panels

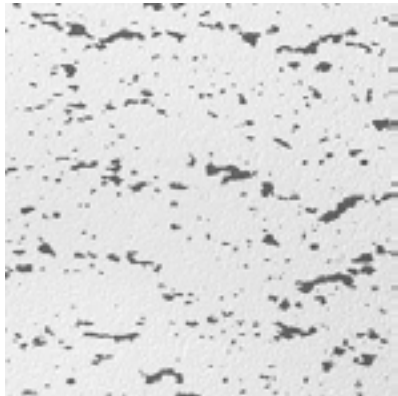


Technical Data

Vinyl Faced Gypsum Ceiling Panels



White



Fissured

Material

Vinyl Faced

Thickness

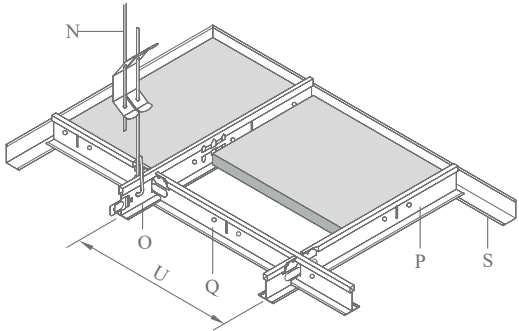
12.5mm and 9mm (white only)

Colour

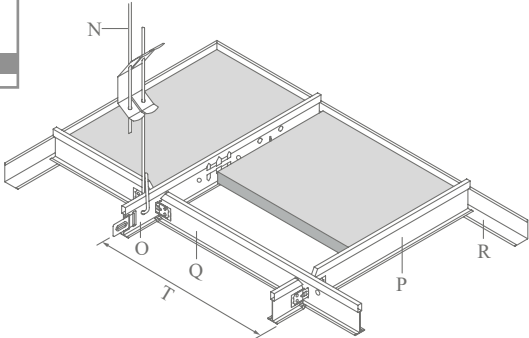
white / fissured

Suspension Systems

S3
Exposed, removable
with profiles 24 mm wide



S15
Exposed, removable
with profiles 15 mm wide



Specification Example

12.5mm Vinyl Faced Gypsum Ceiling Panels, face-covered with white embossed vinyl, size 1200 x 600mm, laid on fire rated OWAconstruct® S3 exposed demountable T24 suspension system including galvanised main tees, cross tees, etc., all suspended with galvanised hangers at centres not exceeding 1200mm, with ceiling perimeter finished with OWAconstruct® Shadowline W-trim plugged at 200mm centres, and all installed to manufacturer's instructions.

OWAconstruct Suspension Systems



Introduction

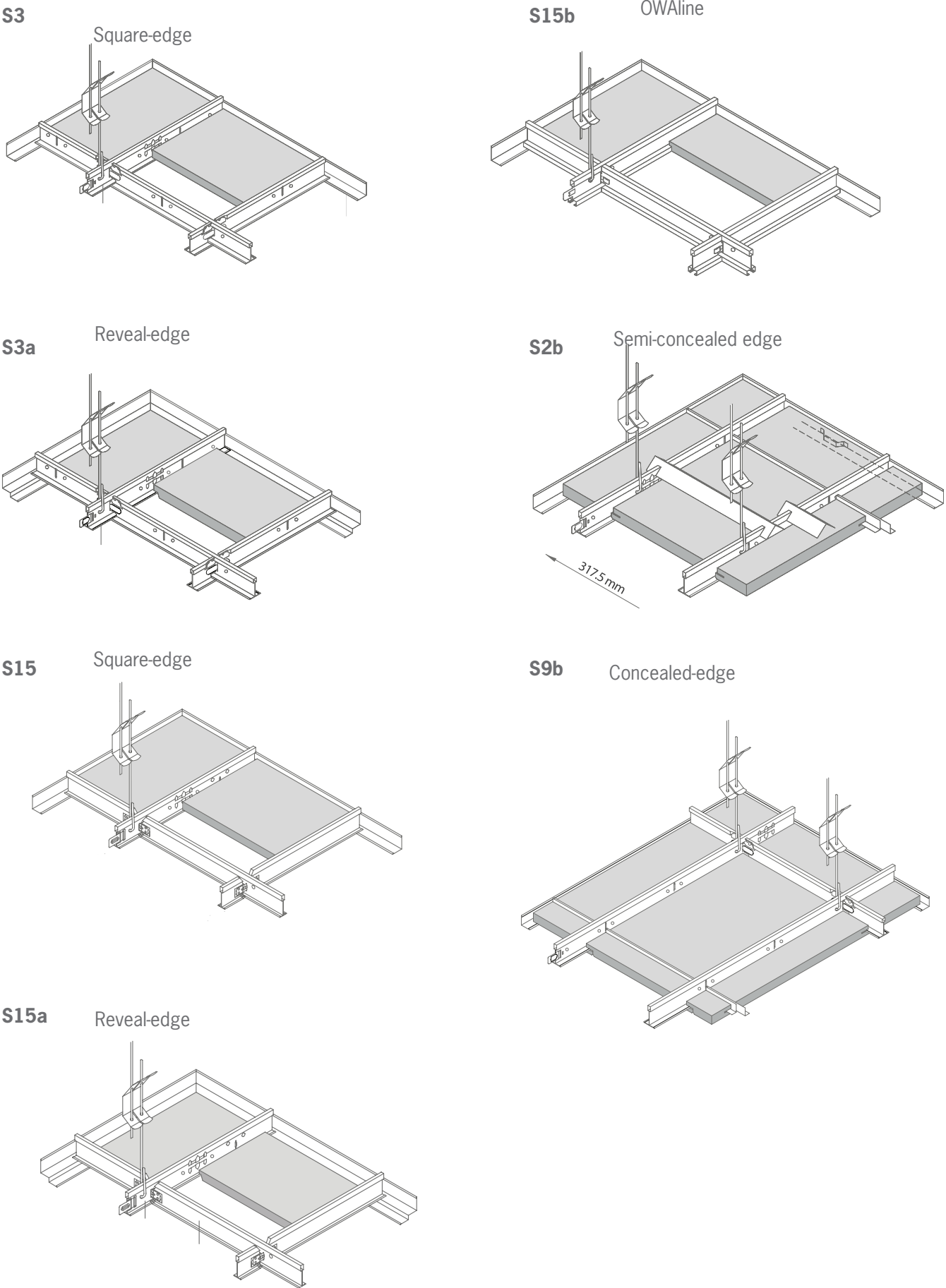
With more than 7000 sections and accessories available, OWAconstruct suspension systems will provide for all your ceiling suspension requirements: Fire protection, security, accessibility, aesthetics, and much more. Made of galvanised steel, our exposed grid face is one of the toughest in the industry. OWAconstruct exposed grid system can be used in conjunction with OWAacoustic® mineral fibre ceiling panels and Vinyl-faced gypsum ceiling panels

OWA Revit files available
Download from our website



OWAconstruct Suspension Systems

Product List

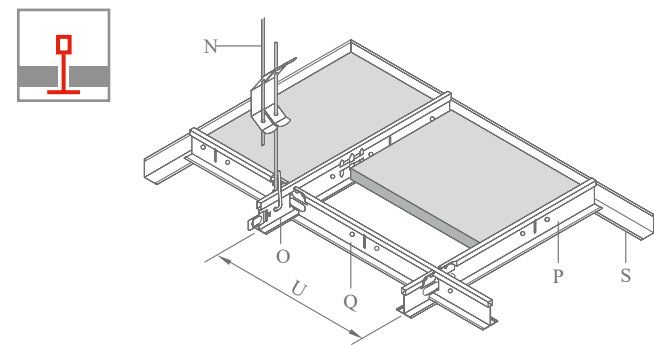


System S3



Technical Data

System S3



- 1 Hanger no. 12/.../...
- 2 Main tee no. 45, slots at 100 mm or 156.25 mm
- 3 Cross tee no. 46
- 4 Cross tee no. 47
- 5 Cross tee no. 48
- 6 Perimeter trim
- 7 Module distance

Product line

OWAconstruct® Premium

Dimensions

600 x 600 mm
600 x 1200 mm
Other sizes available on request.

Edge Detail



Square-edge

Metal suspension

All sections are zinc galvanized and exposed faces white painted.
For further details please contact us

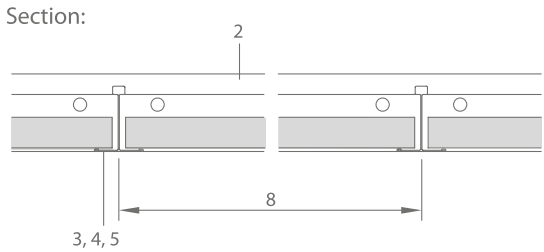
Suspension depth

Minimum suspension depth 75 - 100 mm
(from underside of soffit).
For ease of panel removal 120 mm recommended.

Fire protection*

Fire protection: See OWA brochure No. 9500

Cross section:

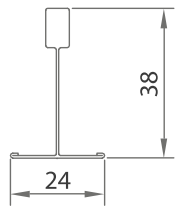


Technical Data

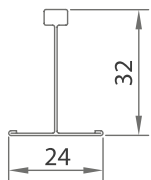
System S3

Section dimensions

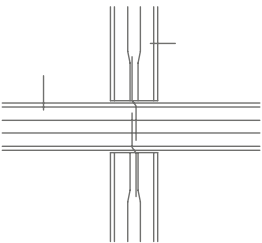
No. 45



No. 46, 47, 48

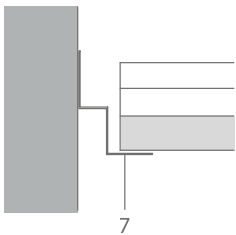
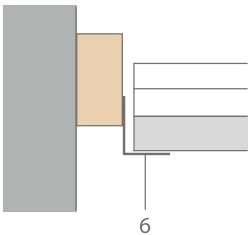
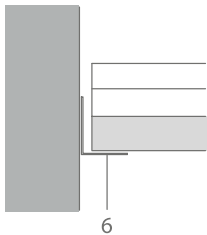


Construction

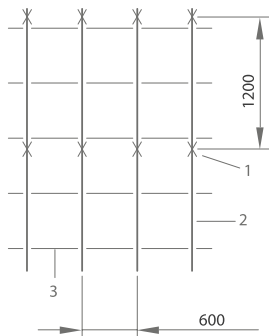


The cross tees have connection tabs on each end, 2 cross tee sections are inserted into each slot in the main tee section but care must be taken to insert the tabs correctly so that the tees are in correct alignment. The ends of the main tee sections have offset connectors which will lock when engaged.

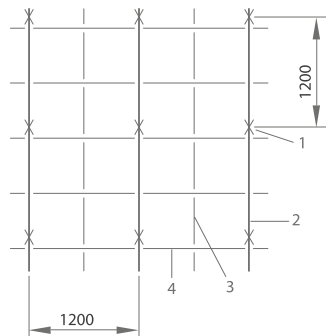
Wall Perimeters



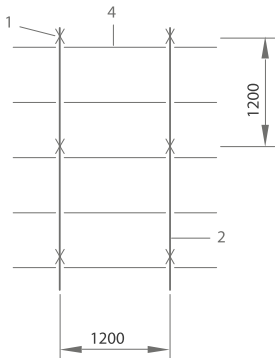
Installation examples



Module 600 x 600 mm



Module 600 x 600 mm



Module 1200 x 600 mm

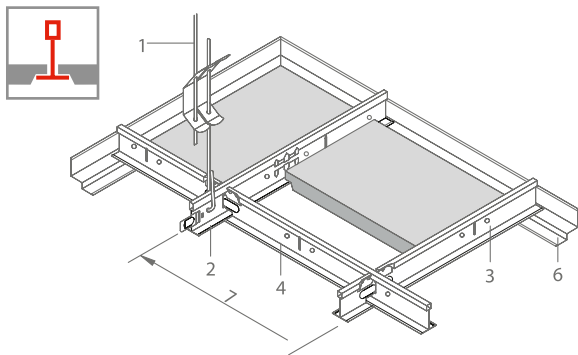


System S3a Reveal-edge



Technical Data

System S3a



- 1 Hanger no. 12/.../...
- 2 Main tee no. 45, slots at 100 mm or 156.25 mm
- 3 Cross tee no. 46
- 4 Cross tee no. 47
- 5 Cross tee no. 48
- 6 Perimeter trim
- 7 Module distance
- 8 Contura block no. 42/24

Product line

OWAconstruct® Premium

Dimensions

600 x 600 mm
600 x 1200 mm
Other sizes available on request.

Edge Detail



Reveal Edge

Metal suspension

All sections are zinc galvanized and exposed faces white painted.
For further details please contact us

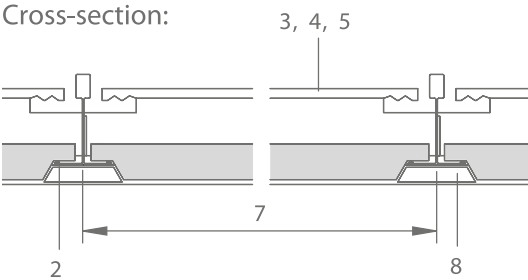
Suspension depth

Minimum suspension depth 75 - 100 mm
(from underside of soffit).
For ease of panel removal 120 mm recommended.

Fire protection*

Fire protection: See OWA brochure No. 9500

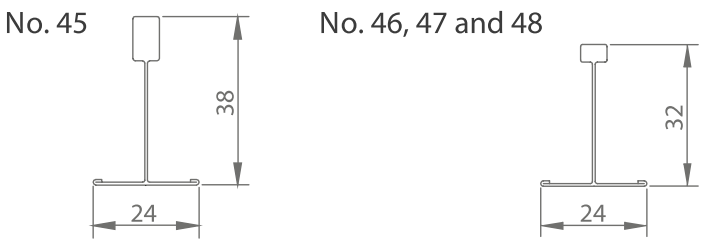
Cross section:



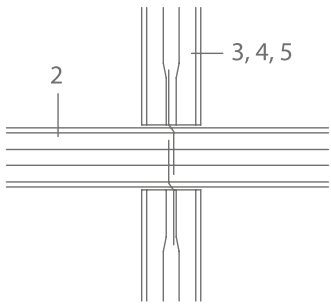
Technical Data

System S3a

Section dimensions

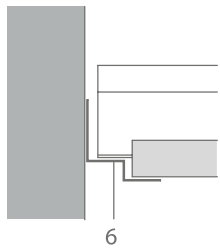


Construction

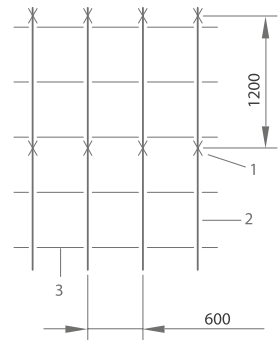


The cross tees have connection tabs on each end, 2 cross tee sections are inserted into each slot in the main tee section but care must be taken to insert the tabs correctly so that the tees are in correct alignment. The ends of the main tee sections have offset connectors which will lock when engaged.

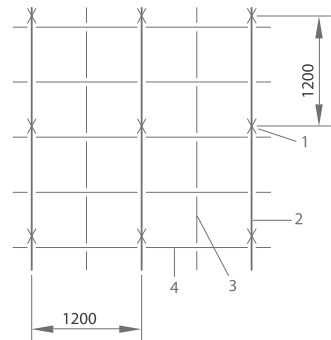
Wall Perimeters



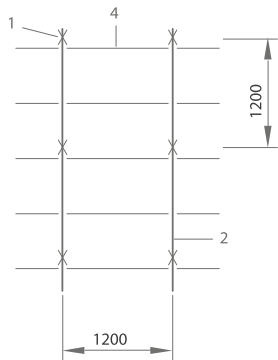
Installation examples



Module 600 x 600 mm



Module 600 x 600 mm



Module 1200 x 600 mm

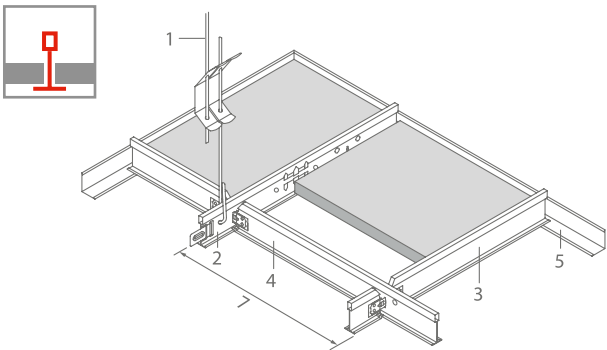


System S15



Technical Data

System S15



- 1 Hanger no. 12/.../... galv.
- 2 Main tee cliq-15-MR, slots at 100, 152.5 or 156.25 mm centres
- 3 Cross tee cliq-15-CT short
- 4 Cross tee cliq-15-CT long
- 5 Perimeter Trim
- 6 Shadow wall angle no. 56
- 7 Module distance

Product line

OWAconstruct® Premium

Dimensions

600 x 600 mm
600 x 1200 mm
Other sizes available on request.

Edge Detail



Square-edge

Metal suspension

All sections are zinc galvanized and exposed faces white painted.
For further details please contact us

Suspension depth

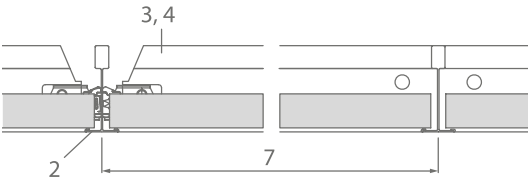
Minimum suspension depth 75 - 100 mm
(from underside of soffit).
For ease of panel removal 120 mm recommended.

Fire protection*

Fire protection: See OWA brochure No. 9500

Cross section:

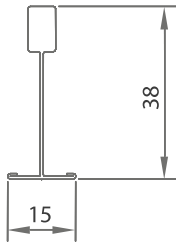
Cross-section:



Technical Data

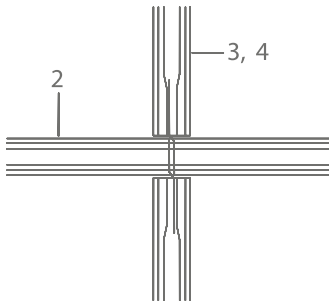
System S15

Section dimensions



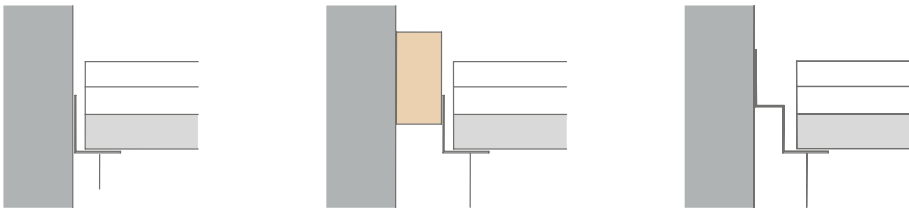
No. 45/15 G, 46/15 G, 47/15 G
and 48/15 G

Construction

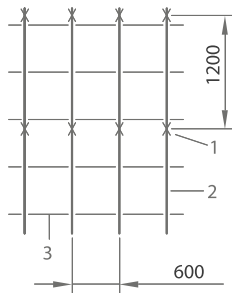


The cross tees have connection tabs on each end, 2 cross tee sections are inserted into each slot in the main tee section but care must be taken to insert the tabs correctly so that the tees are in correct alignment. The ends of the main tee sections have offset connectors which will lock when engaged.

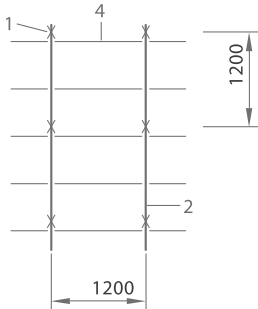
Wall Perimeters



Installation examples



Module 600 x 600 mm



Module 1200 x 600 mm

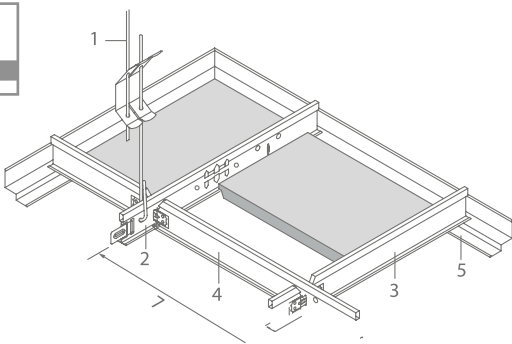


System S15a



Technical Data

System S15a



- 1 Hanger no. 12/.../... galv.
- 2 Main tee cliq-15-MR, slots at 100, 152.5 or 156.25 mm centres
- 3 Cross tee cliq-15-CT short
- 4 Cross tee cliq-15-CT long
- 5 Perimeter trim
- 6 Module Distance

Product line

OWAconstruct® Premium

Dimensions

600 x 600 mm
600 x 1200 mm
Other sizes available on request.

Edge Detail



Reveal Edge

Metal suspension

All sections are zinc galvanized and exposed faces white painted.
For further details please contact us

Suspension depth

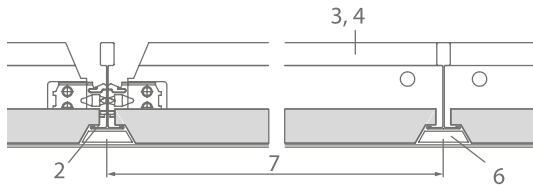
Minimum suspension depth 75 - 100 mm
(from underside of soffit).
For ease of panel removal 120 mm recommended.

Fire protection*

See OWA brochure No. 9500

Cross section:

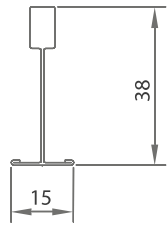
Cross-section:



Technical Data

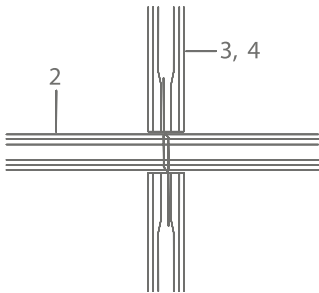
System S15a

Section dimensions



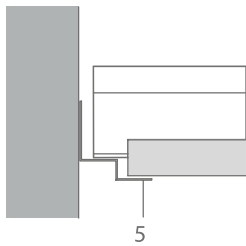
No. 45/15, 46/15, 47/15 and 48/15

Construction

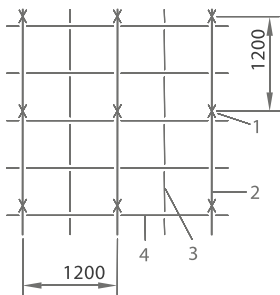


The cross tees have connection tabs on each end, 2 cross tee sections are inserted into each slot in the main tee section but care must be taken to insert the tabs correctly so that the tees are in correct alignment. The ends of the main tee sections have offset connectors which will lock when engaged.

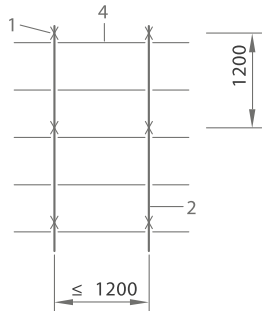
Wall Perimeters



Installation examples



Module 600 x 600 mm



Module 1200 x 600 mm



System S15b

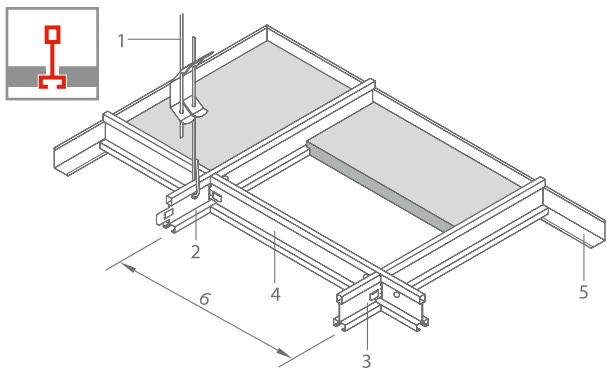


Introducing OWAline System S15b

Introducing OWAline System S15b. A smart and discreet look. The grid system that can take LED light profiles to add a feature to liven up your space. A revolutionary must-have product.

Technical Data

System S15b



- 1 Hanger no. 12/.../...
- 2 Main tee no. 3500, slots at 600 mm or 625 mm
- 3 Cross tee no. 3512, 600 mm or 625 mm
- 4 Cross tee no. 3514, 1200 mm or 1250 mm
- 5 Perimeter trim
- 6 Module distance

Product line

OWAconstruct® Premium

Dimensions

600 x 600 mm, 1200 x 600mm
Other sizes available on request.
Subject to minimum quantities and surcharges.

Edge Detail



Thickness

Approx. 15 mm (OWAcoustic® premium)

Reaction to fire

A2-s1,d0 in accordance with EN 13501-1

Resistance to fire

Fire protection: See OWA brochure No. 9500

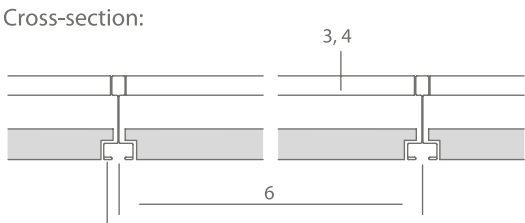
Metal suspension

All metal components listed are galvanized steel or white coated galvanized steel respectively with white shadow gap.

Suspension depth

75 – 100 mm (depending on the existing structural ceiling) for ease of panel removal 120 mm is recommended

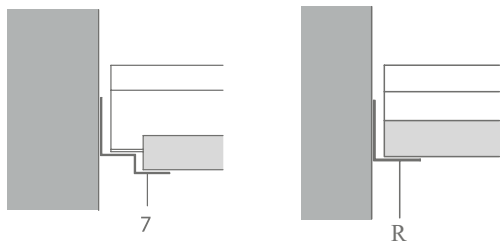
Cross Section



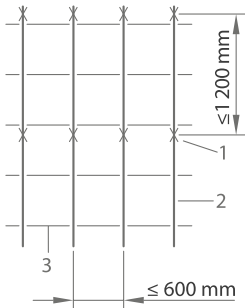
Technical Data

System S15b

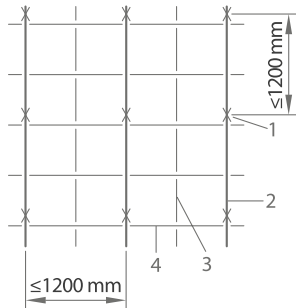
Wall Perimeter



Installation Examples

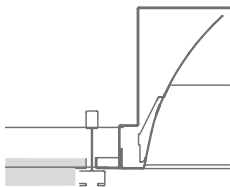


Module 600 x 600 mm



Module 600 x 600 mm

Light Fixtures



* Dependent on system, soffit and other factors
Note: Site condition and insulation requirements apply.
Please contact us for more info

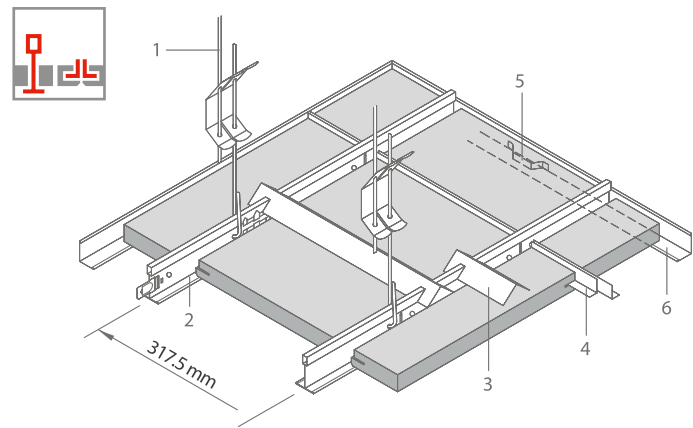


System S2b | Semi-concealed, demountable



Technical Data

System S2b | Semi-concealed, demountable



- 1 Hanger no. 12/.../...
- 2 Main tee no. 45
- 3 Stabilizer bar no. 43, for 317.5 mm centres
- 4 L profile no. 24
- 5 Wall spring clip no. 52
- 6 Perimeter Trim

Product line

OWAconstruct® Premium

Dimensions

Width 325 mm
Up to 1250 mm
Other sizes available

Edge Detail



Metal suspension

All sections are zinc galvanized and exposed faces are white painted.
For further details please contact us

Suspension depth

Minimum suspension depth 75 - 100 mm
(from underside of soffit).
For ease of tile removal 120 mm is recommended.

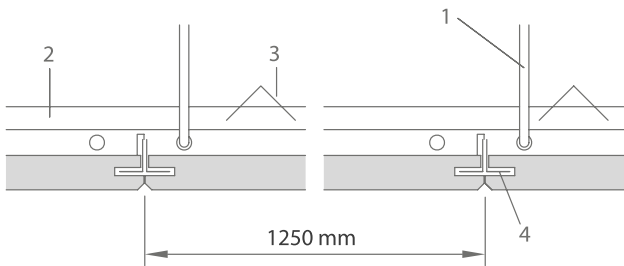
Fire protection*

Fire protection: See OWA brochure No. 9500

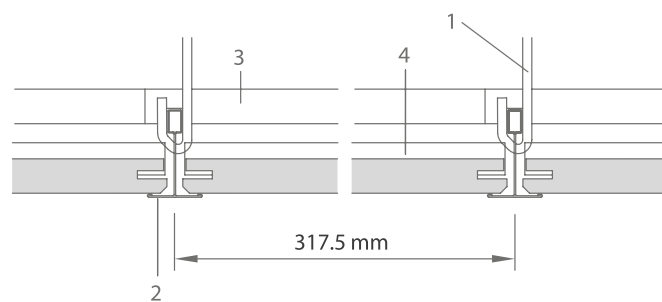
Suspension system

Cross section:

Section:



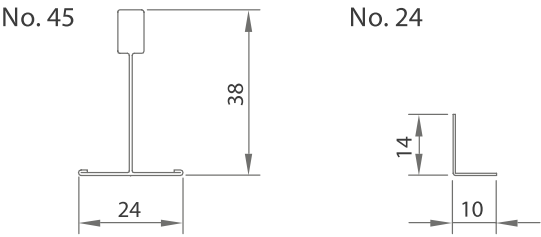
Cross-section:



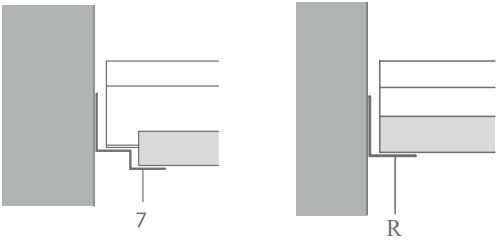
Technical Data

System S2b | Semi-concealed, demountable

Section dimensions



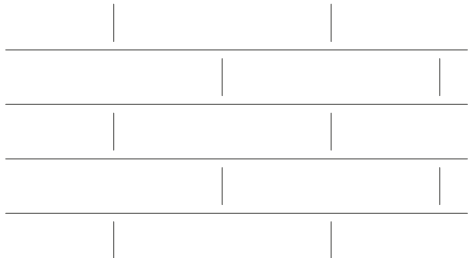
Wall Perimeters



Installation examples



with aligned joints



with staggered joints

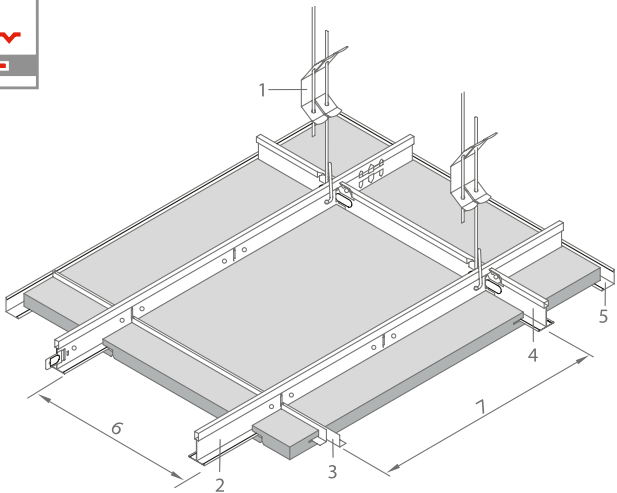


System S9b Concealed, demountable



Technical Data

System S9b



- 1 Hanger no. 12/.../2, max. centres ≤ 1500 mm
- 2 Main tee no. 45, max. centres ≤ 625 mm
- 3 L-profile no. 24 (2 per tile)
- 4 Cross tee no. 46, max. centres ≤ 2500 mm
- 5 Perimeter Trim
- 6 Tile width
- 7 Tile length

Product line

OWAconstruct® Premium

Dimensions

600 x 600 mm

Edge Detail



Metal suspension

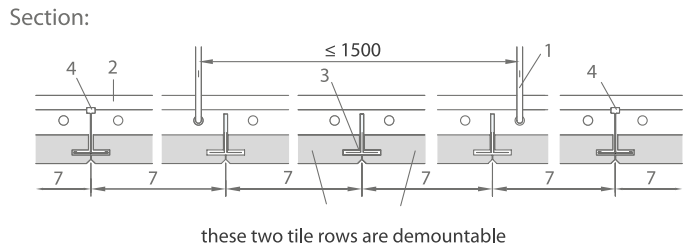
All metal components listed are galvanized steel or white painted.

Suspension depth

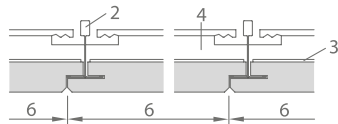
Minimum suspension depth approx. 130 mm

Suspension system

Cross section:



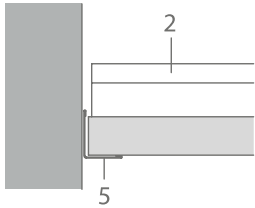
Cross-section:



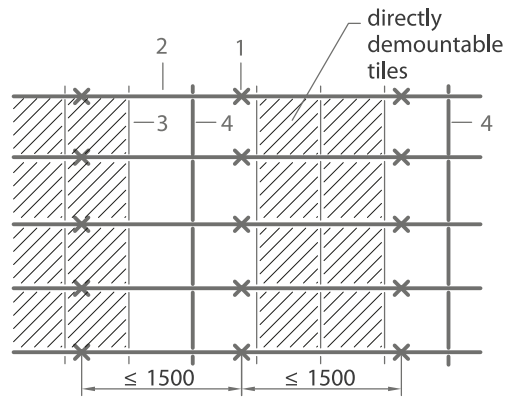
Technical Data

System S9b

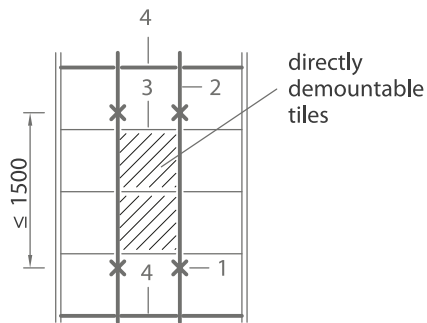
Wall Perimeters



Installation examples



Normal rooms / standard tiles installed



Small or narrow areas
Main tees must be installed lengthwise



Environmental protection and sustainability



Environmental protection and sustainability

When we think about environmental protection we view it from two perspectives. Firstly from our research and development of products and their possible effect on the global market and secondly as a manufacturer whose activities may have a direct influence on the environment. Both perspectives create their own environmental responsibilities and this section is intended to provide an overview of what we are doing to meet those responsibilities.



For detailed information
[click here](#)

Healthy Growth



Sustainable Development

As the population continues to rise, the world has become a rapidly changing, global market offering many new challenges and opportunities.

Our vision is to meet this growth with sustainable, well managed development.

Green Journey

We are providing innovative solutions for the “Green Architecture” of the modern world and encouraging responsible, organic growth within our organisation so we can achieve the declared aim of becoming a “Green” company. Will you join us on the journey?

Green Construction



OWA develops, produces and sells complete ceiling systems. The demands placed on our products by planners, designers, architects, distributors and installers are diverse and numerous.

Design, functionality, acoustics and fire resistance are some of the required key product characteristics. One other question is becoming increasingly important: “What do OWA ceiling systems contribute to the sustainable design of the building?”

In other words what do the products deliver in terms of air quality, comfort, ease of access and recycling?

You score well with OWA – according to DGNB and LEED®. The German Sustainable Building Council (DGNB) awards certificates according to a wide range of criteria, which are set out in 63 “statements”.

Less detailed, but well established as an international standard, is the LEED® (Leadership in Energy and Environmental Design) points system.

OWA products meet both these standards.


OWA products pose no health risks and have attained a number of quality labels.



Institut Bauen
und Umwelt e.V.



OWAconsult



Worth its weight in platinum: OWAconsult®

The importance we attach to “green” architecture and construction is demonstrated by OWAconsult®, our own in-house consultancy department.

When seeking accreditation to the LEED® Green Building rating system, BREEAM® or even the DGNB standard for sustainable building, we can provide you with the appropriate ceiling and acoustic solution. We can also answer any questions associated with composition, health and safety or disposal of OWA ceilings.

Quality reflecting new values

The less often a product has to be replaced, the better it is for the environment.

Our ceiling systems are designed to remain impressive for the life of the building, retaining the original benefits of appearance, acoustics and fire performance.

The feel-good factor

The design of a ceiling – materials, shapes, colours, surface texture, etc. – can have a key influence on the visual ambiance of a room.

Similarly the acoustic performance of a ceiling can have a large impact on the sound quality of the room, as well as its effective use and comfort.

Our products offer innovative single or composite solutions including ceiling canopies, natural look ceilings and flexible acoustic solution for the interior working environment of today and tomorrow ensuring people have a comfortable working environment now and in the future.

Preserving Nature



Sustainability

Sustainability is inextricably linked to a products performance and the properties of the materials used in its manufacture. OWA embraced the principle of sustainability long before it was considered to be an important aspect of a product’s characteristic and uses naturally occurring, sustainable and recycled materials in its mineral wool manufacturing process.

Mineral wool, the key constituent of OWA ceiling tiles, is one of todays’ most thoroughly researched and monitored building materials.

OWA makes a difference

We produce our own mineral wool and for that reason have full control of the raw material supply chain. Working with selected suppliers, we ensure the shortest transport routes with over 80 % of our raw materials being sourced in Germany and most from the local area.

Rating: natural

- OWA ceiling tiles are made of bio-soluble fibres derived from natural sources and recycled materials in differing proportions:
- > bio-soluble mineral wool 30 % – 60 %
 - > organic binding agents 5 % – 10 %
 - > solvent-free dispersions 0 % – 5 %
 - > natural fillers (clay, perlite) 20 % – 40 %
 - > recycled pulp 2 % – 5 %

100% Recyclable



From ceiling to wall

OWA Ceiling tiles are 100 % recyclable so can be integrated into the building lifecycle programme.

On removal they can be recycled. An example of re-use is as a filler in other construction products,

Green supply chain

Sustainable production means ensuring the entire supply chain operates according to our environmental principles and we select our suppliers of raw materials, energy and consumables such as packaging on this basis.

For example, we require our clay suppliers to keep dust levels produced during extraction below the limits applicable in Germany, and hence at a level that poses no risk to health.

Protecting resources



Green Vision

With its product development OWA promotes the concept of “Green Architecture” but how good would the products be if they were not manufactured in accordance with standards of sustainable production? Of course the concept of “totally eco-friendly” production will always be a vision. However this does not prevent us from doing all we can to get as close as possible to a “Green Factory” – and with astounding results!

Certified to ISO14001

We have received certification of compliance with the international environmental management standard ISO14001. As well as adherence to all relevant legislation, this commits us to pursuing a continuous process of improvements with defined environmental objectives and constant monitoring

LEED® Gold for OWA

Our “House of Ceilings” the OWA head office and administration building, was recognised as a ground breaking design when it was built in 1999. In 2012 we had it assessed under the LEED® Green Building Rating System for existing buildings and achieved “GOLD”. When built innovative technologies such as heating the building using energy recovered from the production plant and cooling using only water, were integrated into the design. Many of these innovations are still not standard features in today’s office buildings.

Breathe again at OWA?

Standing in front of a major industrial production facility, complete with “smoking” chimneys, visitors to our company HQ in Amorbach are frequently amazed by the quality of the air. In fact the exhaust smoke is virtually pure water vapour. After all Amorbach is a climatic spa, known for the health-giving properties of its air and we want to keep it that way!

Protecting resources



Our noise stays inside

The production of mineral wool generates high levels of noise which is why the production plant has been sound-proofed.

As a spa resort Amorbach stipulates strict environmental controls and, to ensure we are good neighbours, our production and logistics are organised to minimise noise. Delivery and loading times are carefully regulated and loading at night is not allowed.

New colour-mixing plant

Only by monitoring the whole production process is it possible to analyse and optimise processes quickly and precisely. That is why we have brought the technical heart of our tile finishing facility right up to date.

This has resulted in significant savings in raw materials, more efficient handling of colours and batch checking, better reproduction, greater flexibility for customers’ requirements and the ability to handle smaller runs thanks to optimised mixing technology.

Reuse of consumables

We are a major consumer of materials such as cardboard, cardboard packaging, foils and wood and use our buying power to support our environmental ethos.

We predominantly use recycled paper and source the materials from suppliers who are committed to eco-friendly production. Almost all our consumables can be recycled.

More intelligence for less energy

Energy is a key element in the production of ceiling tiles. We use natural gas, the most efficient commercially available, fossil fuel, and are continuously improving our energy technology. When we built our 7 storey office building in 1998, we installed a heat recovery system in the mineral wool production facility to heat the building. This was so successful that in 2006 we installed a state of the art heat recovery system to make use of the waste heat from the dryers. This is used to heat our production areas and to pre-heat the air needed for combustion. This has resulted in a 20% reduction in energy consumption and a dramatic drop in CO² emissions. In 2007 this innovation was recognised and we were presented with an environmental award by E-ON Water.

Clouds, clean solutions

Around 80% of the water needed in the OWA plant is vaporised during the production process and can be seen as white clouds of pure water vapour above the plant in Amorbach. Of the remaining water, only 7% is sent to a waste water treatment plant, the rest is recycled back into production.



Fire Resistance

The European Standards

The harmonized European Fire Standards are a set of test standards that have been accepted by all countries within the European Economic Community. This allows manufacturers to produce or import products that have been tested to a common standard without the need to test in each member state. Testing to these standards is now accepted in all EEC countries.

Compliance with the European standards and regulations is mandatory. All certified European test laboratories (“Notified Bodies”) who are listed with EOTA (European Organisation for Technical Approval) may perform these tests and issue the corresponding test reports (ITT – Initial Type Testing). In addition there may be national test or building regulation requirements that may need to be observed. The Declaration of Conformity and the “KIT” CE label are the two main documents that will normally be required by local authority officers to show that the intended ceiling system will meet the specified performance level. The use of components other than those supplied by OWA will prevent the issuing of a KIT label.



Reaction to Fire

If a fire is able to find sufficient flammable materials it will quickly spread through an area. It is therefore crucial to use materials of limited combustibility on key surfaces within a room, such as ceilings and walls. The use of such materials can dramatically reduce the speed flames spread through an area as well as minimise their contribution to the fire. The European standard EN 13501-1: Reaction to Fire provides a number of performance criteria to measure the fire characteristics of building products. These cover spread of flame and contribution to fire as well the generation of smoke and the production of burning droplets. The table below provides an overview of the available classifications.

Additional requirements	No burning droplets	European class
No N smokef	o burning droplets alling/dripping	according to EN 13501-1
✓	✓	A1
✓	✓	A2-s1,d0
✓	✓	B-s1,d0
✓	✓	C-s1,d0
	✓	A2-s2,d0
	✓	A2-s3,d0
	✓	B, C-s2,d0
	✓	B, C-s3,d0
✓		A2-s1,d1
✓		A2-s1,d2
✓		B, C-s1,d1
✓		B, C-s1,d2
		A2-s3,d2
		B-s3,d2
		A2-s3,d2
✓	✓	D-s1,d0
	✓	D-s2,d0
	✓	D-s3,d0
		E
✓		D-s1,d2
		D-s2,d2
		D-s3,d2
		E-d2
		F

The additional designations are:

Smoke
s1, s2, s3
s1 = little or no smoke generation
S2 = medium smoke generation
S3 = heavy smoke generation

Burning droplets
d0, d1, d2
d0 =n o droplets within 600 seconds
d1 =d roplet form within 600 seconds but do not burn for more than 10 seconds
d2 =N ot as d0 or d1

Country	Test standard	Classification
EC member states	EN 13501-1	A2-s1,d0
Switzerland	G ide to fire regulations, 1976	B-s1,d0
USAA	STM E 84-97 ac	I q.3 virtually non-combustible, smoke level low
		lass l

Fire Resistance

Fire resistance class	Fire resistance duration in minutes
EN 13501-2	
REI3 0	≥ 30
REI6 0	≥ 60
REI9 0	≥ 90
REI 120	≥ 120
REI 180	≥ 180

For European categorisation, a building material classification is always given separately.

Fire Resistance
Test Criteria

During the fire resistance test the laboratory will look out for adverse reaction as well as reporting on the following key criteria.

R. The structural element should not collapse or deflect beyond the permitted levels when subjected to the applied load.

E. The integrity of the room must be maintained. No breakthrough of flames is permitted.

I. The temperature on the non-exposed side of the structural element must not rise more than 140° C above ambient as an average measurement and no more than 180° C at any one location.

If one of the above criteria is exceeded the test is terminated and the duration achieved prior to failure will dictate the appropriate fire resistance classification.



Due to the diversity of the various structural elements currently available it is impossible to test each individually. We therefore endeavor to test the worst case scenario in each generic construction type.

The following examples show constructions within a test furnace. The illustration below (fig. 1) shows an example of a typical steel beam construction with the OWA ceiling below.

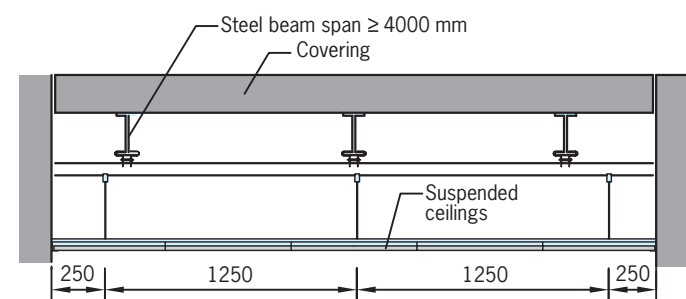


Fig. 1: Steel beam floor

Due to the diversity of the various structural elements currently available it is impossible to test each individually. We therefore endeavor to test the worst case scenario in each generic construction type.

The following examples show constructions within a test furnace. The illustration below (fig. 1) shows an example of a typical steel beam construction with the OWA ceiling below.

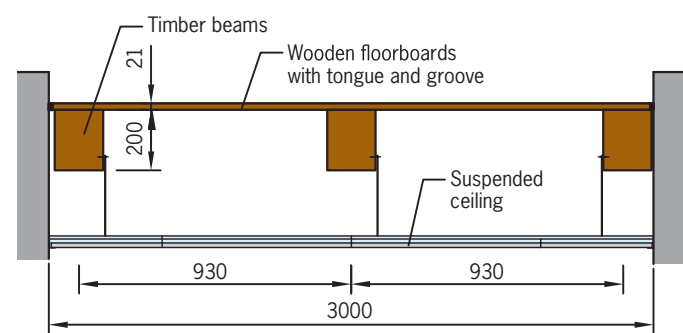


Fig. 2: Timber floor

OWA have tested most standard floor and roof constructions with OWAcoustic Ceilings to EN 13501-2 and have achieved up to REI 180 as shown in the following table.

Where an OWAcoustic ceiling is used to provide structural fire resistance it is important that the ceiling is constructed in the same manner as that used in the test. Failure to use the same components and layout may invalidate any certification and prevent us issuing a KIT declaration

Escape and rescue routes often have services containing combustible materials installed below the structural slabs. For this reason we recommend the use of OWAcoustic self contained fire resistant ceilings (see table on page 6 and 7). With this type of ceiling it is possible to provide fire resistance of EI 30 to the services in the void as well as to the area below. The use of this system can help provide protected escape routes both from fire and smoke.

Please contact your nearest OWA sales centre for suitable systems for your project requirements.

[Click here for full brochure](#)



Contact Information



Cape Town

OWA Ceiling Systems Cape
76 Gunners Circle, Epping 1, 7460
Email: info@owacape.co.za
Tel: 021 531 7511

Johannesburg

19 Fourth Street, Wynberg 2090
Email: yvette@owa.co.za
Tel: 011 786 5738

Durban

22 Brickworks Way, Briardene, 4051
Email: lauren@owa.co.za
Email: veronika@owa.co.za
Tel: 031 564 8726

OWA Revit files available
[Download from our website](#)